

PLUG & PLAY BACK-UP POWER SOLUTIONS

KIT 1 12V 1200VA (PE-KIT-1)

- > 12V 1200VA (720W) Inverter + Charger (EP1100-1200VA)
- + 1 x 12V 105Ah Deep Cycle Battery (12TE105)
- + Single Battery Steel Box Black (INV1BATT CAB)



KIT 2 24V 2400VA (PE-KIT-2)

- > 24V 2400VA (1440W) Inverter + Charger (EP1100-2400VA)
- + 2 x 12V 105Ah Deep Cycle Batteries (12TE105)
- + Double Battery Steel Box Black (INV2BATT CAB)



Quick Reference Runtime Guide

Modified Sine Wave	Modified Sinewave Power Inverter/ UPS System 720W/1200VA 12VDC to 220VAC	KIT 1	Modified Sine Wave	Modified Sinewave Power Inverter/ UPS System 1440W/2400VA 24VDC to 220VAC	KIT 2
--------------------	-----------------------------------------------------------------------------	-------	--------------------	------------------------------------------------------------------------------	-------

MOBILE PHONE 5W LED LAMP 3 x 5W ALARM 20W PORTABLE LAMP 10W SMALL LED TV 50W = 100W	approximate runtime	9 hours	approximate runtime	17.5 hours
MOBILE PHONE 5W LED LAMP 4 x 5W ALARM 20W DVD PLAYER 65W - 175W SATELLITE 30W SMALL LED TV 50W = 200W	approximate runtime	4 hours	approximate runtime	9 hours
MOBILE PHONE 5W LED LAMP 5 x 5W ALARM 20W PORTABLE LAMP 10W DVD PLAYER 65W - 175W SATELLITE 30W LED TV 50W - 150W COMPUTER 100W - 300W = 400W	approximate runtime	2 hours	approximate runtime	4 hours
MOBILE PHONE 5W CFL LAMP 3 x 8W LED LAMP 4 x 5W ALARM 20W PORTABLE LAMP 50W SATELLITE 30W LED TV 50W - 150W COMPUTER 100W - 300W = 600W	approximate runtime	1 hour	approximate runtime	2,5 hours
MOBILE PHONE 5W LED LAMP 5 x 5W ALARM 20W PORTABLE LAMP 10W TABLET 20W DVD PLAYER 65W - 175W SATELLITE 30W LED TV 50W - 150W COMPUTER 100W - 300W FAN 65W - 175W = 800W	approximate runtime	2 hours		
MOBILE PHONE 5W CFL LAMP 2 x 8W LED LAMP 10 x 5W ALARM 20W PORTABLE LAMP 3 x 20W TABLET 20W DVD PLAYER 65W - 175W SATELLITE 30W LED TV 50W - 150W COMPUTER 100W - 300W FAN 65W - 175W = 1000W	approximate runtime	1.3 hours		
MOBILE PHONE 5W CFL LAMP 3 x 8W LED LAMP 10 x 5W ALARM 20W PORTABLE LAMP 2 x 50W TABLET 20W DVD PLAYER 65W - 175W SATELLITE 30W LED TV 50W - 150W COMPUTER 100W - 300W FAN 65W - 175W = 1200W	approximate runtime	1 hour		

Electric motors require an average power source of up to 3 x their rating to start. The calculations provided are based on estimations.

KIT 3 12V R1000W (PE-KIT-3)

- > 12V 1000W Inverter + Charger (EP20-R1000W)
- + 1 x 12V 105Ah Deep Cycle Battery (12TE105)
- + Single Battery Steel Box Black (INV1BATT CAB)



KIT 4 24V T1500W (PE-KIT-4)

- > 24V 1500W Inverter + Charger (EP20-T1500W)
- + 2 x 12V 105Ah Deep Cycle Batteries (12TE105)
- + Double Battery Steel Box Black (INV2BATT CAB)




KIT 5 48V T2000W (PE-KIT-5)

- > 48V 2000W Inverter + Charger (EP20-T2000W)
- + 4 x 12V 105Ah Deep Cycle Batteries (12TE105)
- + Quatro Battery Steel Box Black (INV4BATT CAB)




KIT 1 AGM+ 12V 1200VA PLUS (PE-KIT-1-AGM+)

- > 12V 1200VA (720W) Inverter + Charger (EP1100-1200VA)
- + 1 x 12V 100Ah Deep Cycle Battery (12AGM100)
- + Single Battery Steel Box Black (INV1BATT CAB)



KIT 2 AGM+ 24V 2400VA PLUS (PE-KIT-2-AGM+)

- > 24V 2400VA (1440W) Inverter + Charger (EP1100-2400VA)
- + 2 x 12V 100Ah Deep Cycle Batteries (12AGM100)
- + Double Battery Steel Box Black (INV2BATT CAB)



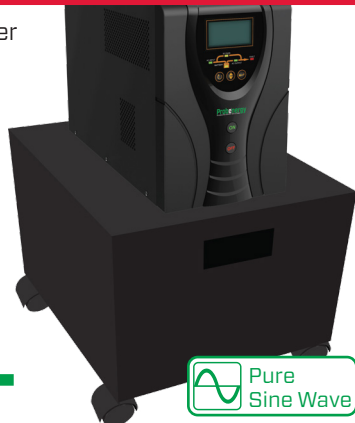
KIT 3 AGM+ 12V R1000W PLUS (PE-KIT-3-AGM+)

- > 12V 1000W Inverter + Charger (EP20-R1000W)
- + 1 x 12V 100Ah Deep Cycle Battery (12AGM100)
- + Single Battery Steel Box Black (INV1BATT CAB)



KIT 4 AGM+ 24V T1500W PLUS (PE-KIT-4-AGM+)

- > 24V 1500W Inverter + Charger (EP20-T1500W)
- + 2 x 12V 100Ah Deep Cycle Batteries (12AGM100)
- + Double Battery Steel Box Black (INV2BATT CAB)



KIT 5 AGM+ 48V T2000W PLUS (PE-KIT-5-AGM+)

- > 48V 2000W Inverter + Charger (EP20-T2000W)
- + 4 x 12V 100Ah Deep Cycle Batteries (12AGM100)
- + Quatro Battery Steel Box Black (INV4BATT CAB)

