

Features of LiFePO4 battery

- **Longer Cycle Life:** Offers up to 20times longer cycle life and five times longer float /calendar life than lead acid battery, helping to minimize replacement cost and reduce total cost of ownership.
- **Lighter Weight:** About 40% of the weight of a comparable lead acid battery. A 'drop in' replacement for lead acid batteries.
- **Higher Power:** Delivers twice power of lead acid battery ,even high discharge rate, while maintaining high energy capacity.
- **Wider Temperature Range:** -20°C-60°C.
- **Superior Safety:** Lithium Iron Phosphate chemistry eliminates the risk of explosion or combustion due to high impact, overcharging or short circuit situation.
- **Increased Flexibility:** Modular Design enables deployment of up to up to ten battery in parallel.

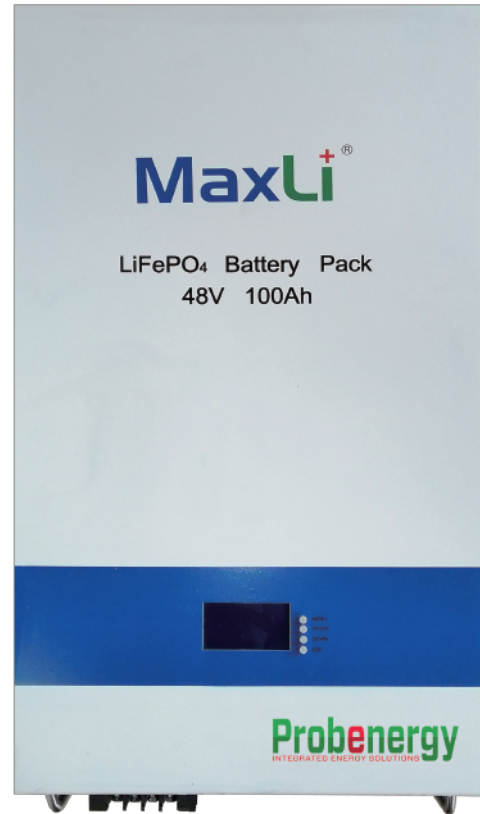
BMS Specification

- Overcharge detection function
- Over discharge detection function
- Over current detection function
- Temperature protection
- Short detection function
- Balance function

Specification

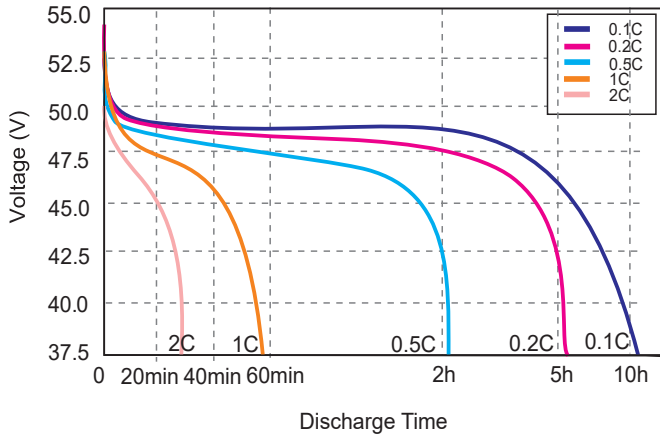
Electrical Characteristics	Nominal Voltage	48.0V
	Nominal Capacity	100Ah
	Energy	4800Wh
	Internal Resistance	≤ 50mΩ
	Cycle Life	>8000cycles @0.3C 100%DOD
	Months Self Discharge	<3%
	Efficiency of Charge	100% @0. 2C
	Efficiency of Discharge	96~99% @0.5C
Standard Charge	Charge Voltage	54.8±0. 1V
	Charge Mode	0.2C to 54.8V,then 54.8V,charge current to 0.02C(CC/CV)
	Charge Current	50A
	Max. Charge Current	80A
	Charge Cut-off Voltage	58.5V±0. 2
Standard Discharge	Continuous Current	80A
	Max continuous discharge current	100A
	Discharge Cut-off Voltage	40.0V
Environmental	Charge Temperature	0 °C to 45 °C (32F to 113F) @60±25% Relative Humidity
	Discharge Temperature	-20 °C to 60 °C (-4F to 140F) @60±25% Relative Humidity
	Storage Temperature	0 °C to 40 °C (32F to 104F) @60±25% Relative Humidity
	Water Dust Resistance	IP56
Mechanical	Cell & Method	32700 6.0Ah 15S17P
	Shell material	Iron(SG CC)
	Dimensions (in./mm.)	700 x 404 x 207 mm
	Weight (lbs./kg.)	Approx:58Kg
	Gravimetric specific energy	85WH/KG
	Protocol (optional)	RS485/RS232/CANBus
	SOC (optional)	LED

BATTERY MODEL: YS-48-100-W



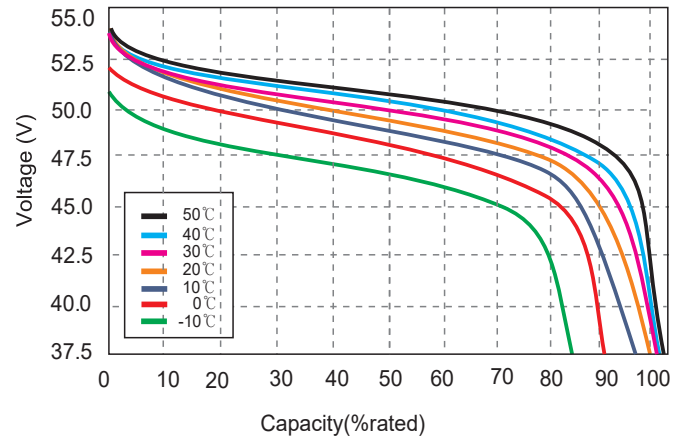
Different Rate Discharge Curve

Different Rate Discharge Curve @25°C



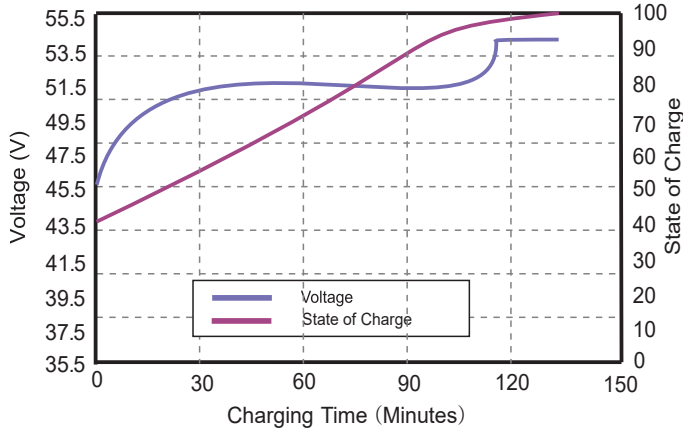
Different Temperature Discharge Curve

Different Temperature Discharge Curve @0.5C



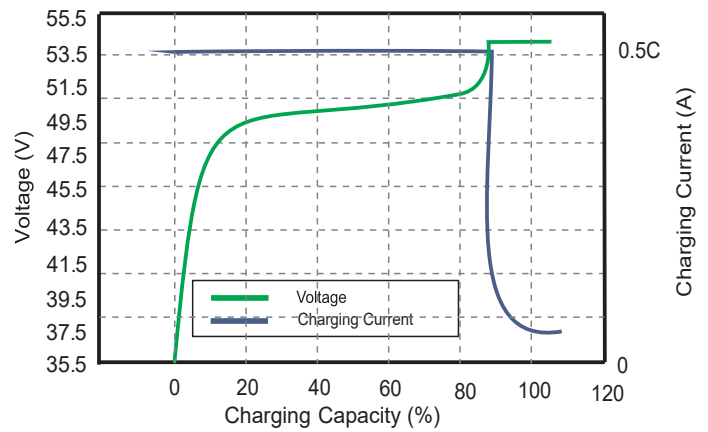
State of Charge Curve

State of Charge Curve @0.5C 25°C



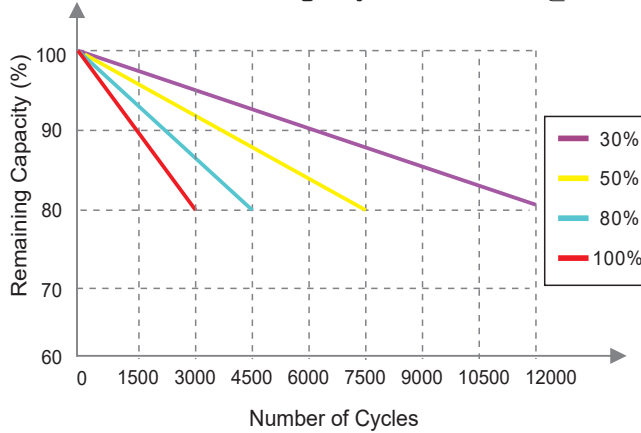
Charging Characteristics

Charging Characteristics @0.5C 25°C



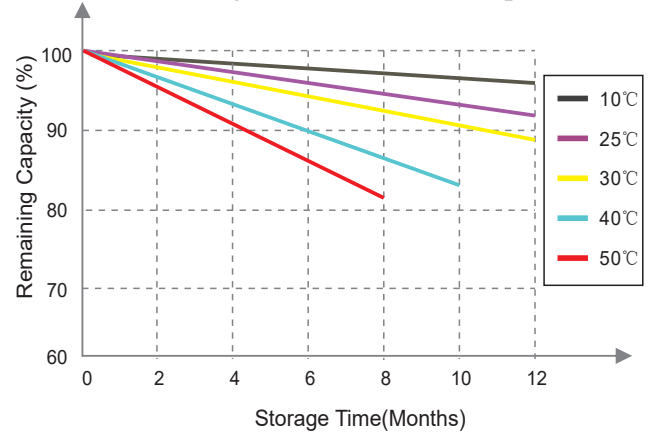
Cycle Life Curve

Different DOD Discharge Cycle Life Curve @1C



Self Discharge Characteristics Curve

Different Temperature Self Discharge Curve



Safety certification | CE RoHS